

**BLOOMINGDALE SCHOOL
DISTRICT
DATA PRESENTATION
New Jersey Student Learning Assessment**

Presented by:
Karen Husser
Principal of Martha B. Day School
&
Kerridyn Trusheim
Principal of Samuel R. Donald School
October 29, 2019

NJSLA PERFORMANCE LEVELS

- Level 1: Not yet meeting grade-level expectations
 - 650 - 699
- Level 2: Partially meeting grade-level expectations
 - 700 - 724
- Level 3: Approaching grade-level expectations
 - 725 - 749
- Level 4: Meeting grade-level expectations
 - 750 - 800 *
- Level 5: Exceeding grade-level expectations
 - 800 + *

* Level 4 and 5 cut scores vary by grade and subject

NJSLA Overview

Who takes it?

- ELA grades 3-8; Mathematics grades 3-8, Algebra 1

Why is it required?







- NJSLA meets the state regulations regarding standardized testing

What does it test?

- NJSLA in English Language Arts, Mathematics, and Science (scores not yet available)
- *Note:* Although NJSLA & PARCC use the same scale, scores may not be comparable.
- Upon receipt of NJDOE *The State of the Schools Address*, comparative additional district data will be available.

NJSLA- ELA DATA ANALYSIS

LEVELS 4 & 5

	State % Levels 4 & 5 2019	Bloomington District % Levels 4 & 5 2019	State /District % +/- 2019
Grade 3	50.3%	54.1%	 3.8%
Grade 4	57.4%	53.8%	 3.6%
Grade 5	57.9%	36.1%	 21.8%
Grade 6	56.2%	76.9%	 20.7%
Grade 7	62.8%	70.0%	 7.2%
Grade 8	62.8%	64.2%	 1.4%







COMPARISON OF SPRING 2016, SPRING 2017, SPRING 2018, AND SPRING 2019 ELA ADMINISTRATIONS OF STATE ASSESSMENTS

LEVELS 4&5

	Bloomingtondale District % Levels 4 & 5 2016	Bloomingtondale District % Levels 4 & 5 2017	Bloomingtondale District % Levels 4 & 5 2018	Bloomingtondale District % Levels 4 & 5 2019
Grade 3	65.1%	54.3%	62.1%	54.1%
Grade 4	59.6%	78.7%	58.6%	53.8%
Grade 5	43.0%	56.2%	78.8%	36.1%
Grade 6	70.0%	54.2%	61.4%	76.9%
Grade 7	70.8%	66.1%	60.3%	70.0%
Grade 8	72.2%	87.7%	76.7%	64.2%

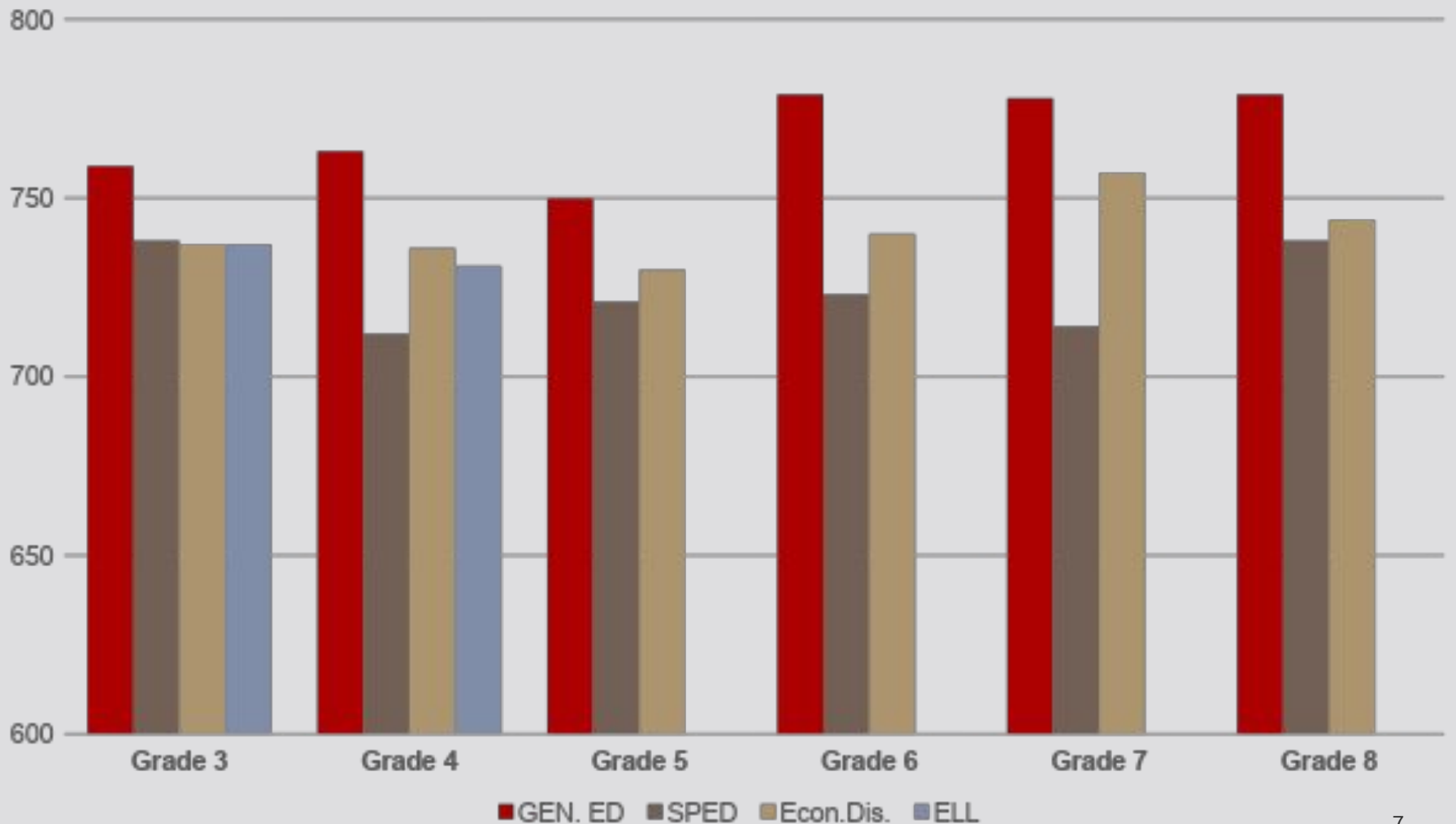
NJSLS ELA DATA ANALYSIS

MEAN SCORE AVERAGE

	NJ Average 2019	Bloomington District Average 2019	State/District +/- 2019
Grade 3	748	755	 7
Grade 4	755	747	 8
Grade 5	756	742	 14
Grade 6	754	767	 13
Grade 7	761	767	 6
Grade 8	762	765	 3








NJSLS ELA SUBGROUP DATA ANALYSIS

Scale Score Averages



NJSLS MATHEMATICS DATA ANALYSIS

LEVELS 4 & 5

	State % Levels 4 & 5 2019	Bloomington District % Levels 4 & 5 2019	State /District % +/- 2019
Grade 3	55.1%	46.0%	 9.1%
Grade 4	51.0%	65.4%	 14.4%
Grade 5	46.8%	50.0%	 3.2%
Grade 6	40.5%	41.5%	 1.0%
Grade 7	42.1%	47.1%	 5.0%
Grade 8	29.3%	29.8%	 0.5%
Algebra Grade 8	42.9%	80.0%	 37.1%








COMPARISON OF SPRING 2016, SPRING 2017, SPRING 2018, AND SPRING 2019 MATHEMATICS ADMINISTRATIONS OF STATE ASSESSMENTS

LEVELS 4 & 5

	Bloomingtondale District % Levels 4 & 5 2016	Bloomingtondale District % Levels 4 & 5 2017	Bloomingtondale District % Levels 4 & 5 2018	Bloomingtondale District % Levels 4 & 5 2019
Grade 3	66.7%	47.5%	46.6%	46.0%
Grade 4	55.8%	63.3%	53.4%	65.4%
Grade 5	42.6%	45.6%	59.1%	50.0%
Grade 6	46.0%	34.8%	49.1%	41.5%
Grade 7	38.5%	35.7%	39.7%	47.1%
Grade 8	31.3%	40.9%	42.2%	29.8%
Algebra Grade 8	93.8%	100%	100.0%	80.0%

NJSLS MATHEMATICS DATA ANALYSIS

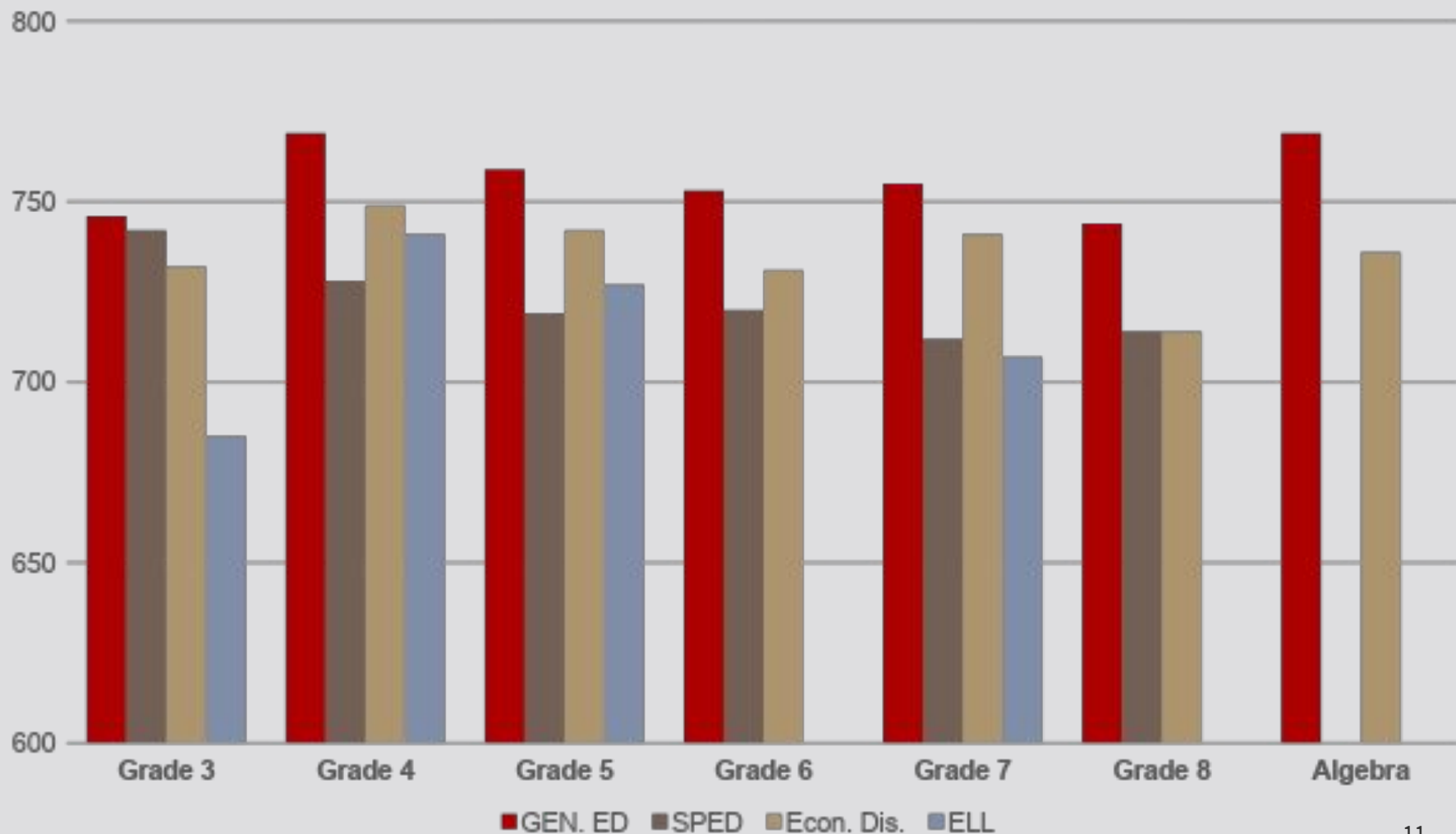
MEAN SCORE AVERAGE

	NJ Average 2019	Bloomington District Average 2019	State/District +/- 2019
Grade 3	752	745	 7
Grade 4	749	756	 7
Grade 5	747	749	 2
Grade 6	741	746	 5
Grade 7	743	748	 5
Grade 8	728	729	 1
Algebra Grade 8	744	769	 25

* Not all states have Algebra testing in Grade 8

NJSLS MATH SUBGROUP DATA ANALYSIS

Scale Score Averages



MARTHA B. DAY SCHOOL ACTION PLAN

2019-2020

- Reading A-Z Program and Raz-Kids
- Smarty Ants Grades K-1
- Academic Family Night - Family Math Games
- Third Year Implementation - K to 1st grade Foundations Program- Phonics, Spelling, & Handwriting. PreK is in First Year of Implementation
- On-going Conquer Math workshops and TEQ.OTIS personalized online webinars
- I&RS Tiered Interventions (ELA and Math)
- RTI small group targeted instruction
- ELL Summer program

SAMUEL R. DONALD SCHOOL ACTION PLAN 2019-2020

- Second Year Implementation Reading Street -2nd to 4th grade
- Academic Family Night - Family Math Games
- Achieve 3000-Grades 3&4
 - Smarty Ants- Grade 2
- Third Year Implementation Foundations - 2nd grade
- Reading A-Z Program (2nd-4th grade) and Raz-Kids (2nd grade)
- On-going Conquer Math workshops and TEQ.OTIS personalized online webinars
- I&RS Tiered Interventions (ELA and Math)
- RTI small group targeted instruction
- ELL Summer program
- NJSLA subject articulation

WALTER T. BERGEN SCHOOL ACTION PLAN 2019-2020

- Achieve 3000 Program/eScience - 5th to 8th grade
- Second Year of Reading Street in Grade 5 - ELA
- Benchmark Assessments ELA/MATH – Link-it
- Grade 5 and 6 Program:
 - 72 min Content Area Blocks (ELA, Math) for 5th -6th grade
 - Pull-out BSI / G&T
 - Common Planning Time (TEAM)
- On-going Conquer Math workshops and TEQ.OTIS personalized online webinars
- 1-to-1 Chromebook initiative in grade 7-8
- ELL Summer program
- NJSLA subject articulation

2019-2020 DISTRICT ASSESSMENT SCHEDULE

ACCESS for ELLS 2.0-Grades K–8

Testing Window:

Feb. 13, 2020 - April 10, 2020

NJSLA ASSESSMENT - Grades 3-8

April 27, 2020 - May 12, 2020

IN-VIEW Cognitive Abilities Testing – Grades 3 & 6

Grade 3 – May 12, 2020

Grade 6 – June 2, 2020

NJ ASK SCIENCE ASSESSMENT – Grades 5 & 8

May 20 – May 21, 2020